

New Product Information

Flat-bed Wide Area Embroidery Machine Model: HFR-W1502-120 / HFR-W1502A-120

We are pleased to announce that Flat-bed wide area embroidery machine HFR-W series are released as new model group of Happy Embroidery machine.



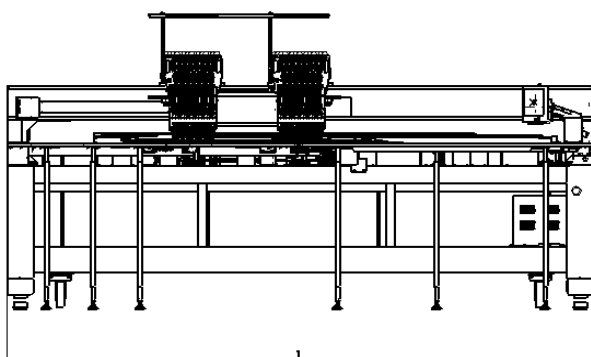
Model: HFR-W1502-120



Model: HFR-W1502A-120

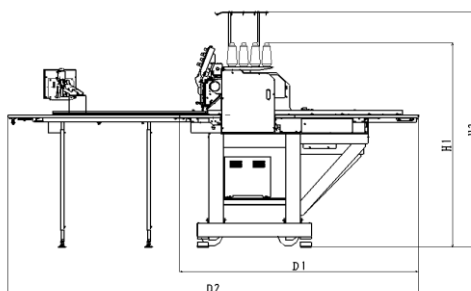
1. Basic Specifications

Model	Heads	Needles	Embroidery Area(YxXmm)		Max.Speed(r.p.m.)	
			Standard	Alternate	Standard	Alternate
HFR-W1502-120	2	15	600x1,200	---	1,200	---
HFR-W1502A-120			600x1,200	1,200x1,200	1,200	1,100



HFR-W1502-120

machine size(mm)	
L	2,660
D1	1,660
D2	2,850
H1	1,520
H2	1,750



HFR-W1502A-120

machine size(mm)	
L	3,265
D1	1,660
D2	2,850
H1	1,520
H2	1,750

2. Standard accessories

- * 7inch Color LCD Touch Screen Control Panel
- * Happy Link / Happy Lan
- * Border Table
- * Border Frame (1,200mm x 1,200mm)


3. Options

- * 10.4inch Color LCD Touch Screen Control
- * Clip-Type Upper Thread Holder
- * Bobbin Thread Winder
- * Laser Position Marker
- * Front Safety Sensor (Needle Sensor)
- * Borer Device
- * Sequin Device
- * ZigZag Cording Device
- * Partition Plate (one side)
- * Partition Plate (both side)
- * Round Frame Holder PHA-45
- * Spider Frame PHS-9/PHS-12/PHS2-15/PHS-18
- * Round Frame PS-12/PS-15/PS-18/PS-21
- * Round Frame Preparation Base FS-21x15

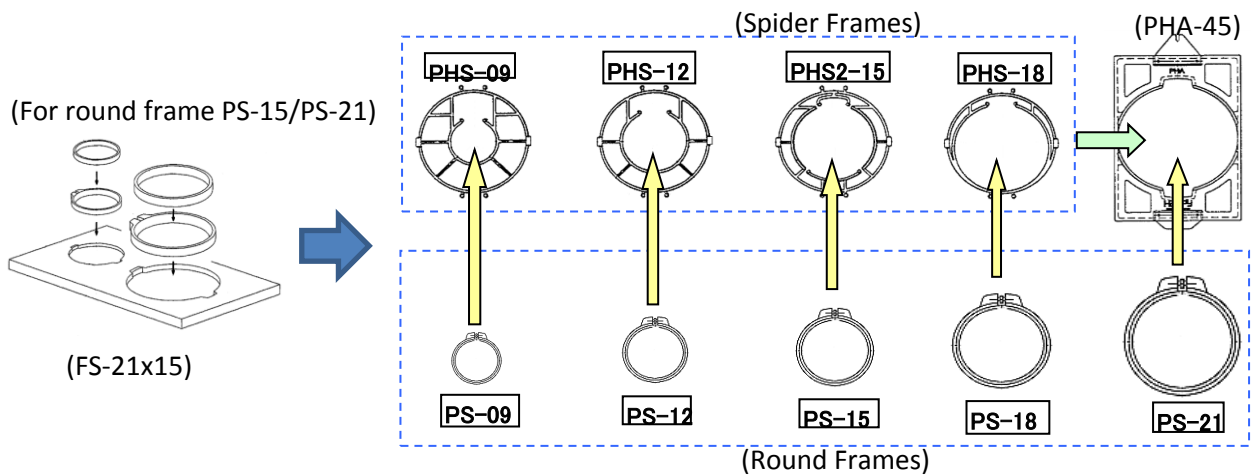
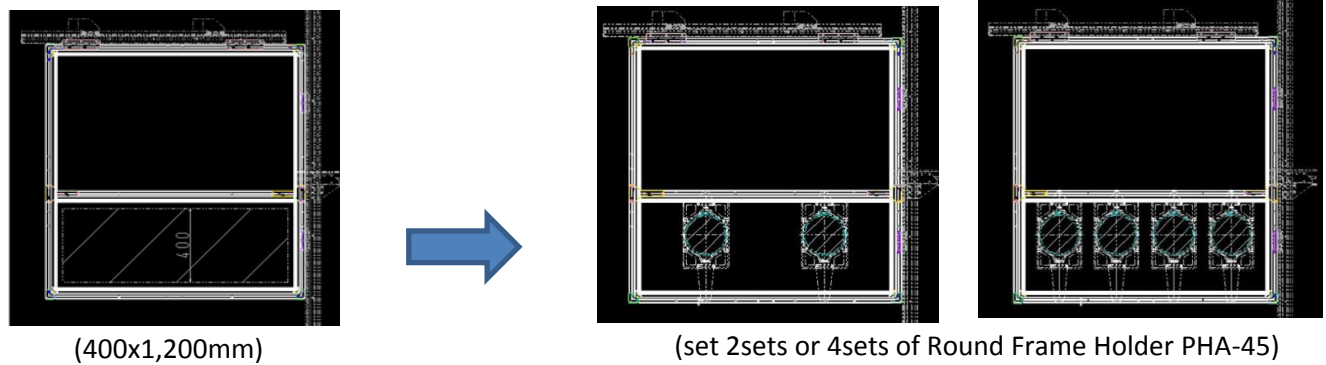
4. How to use Partition Plate, Frame Holder, Spider Frame, Round Frame and Preparation Base

4-1. Partition Plate (one side)

1) To make border frame area smaller



2) To use round frames



4-2. Partition Plate (both side)

1) To divide border frame area into 2 area

